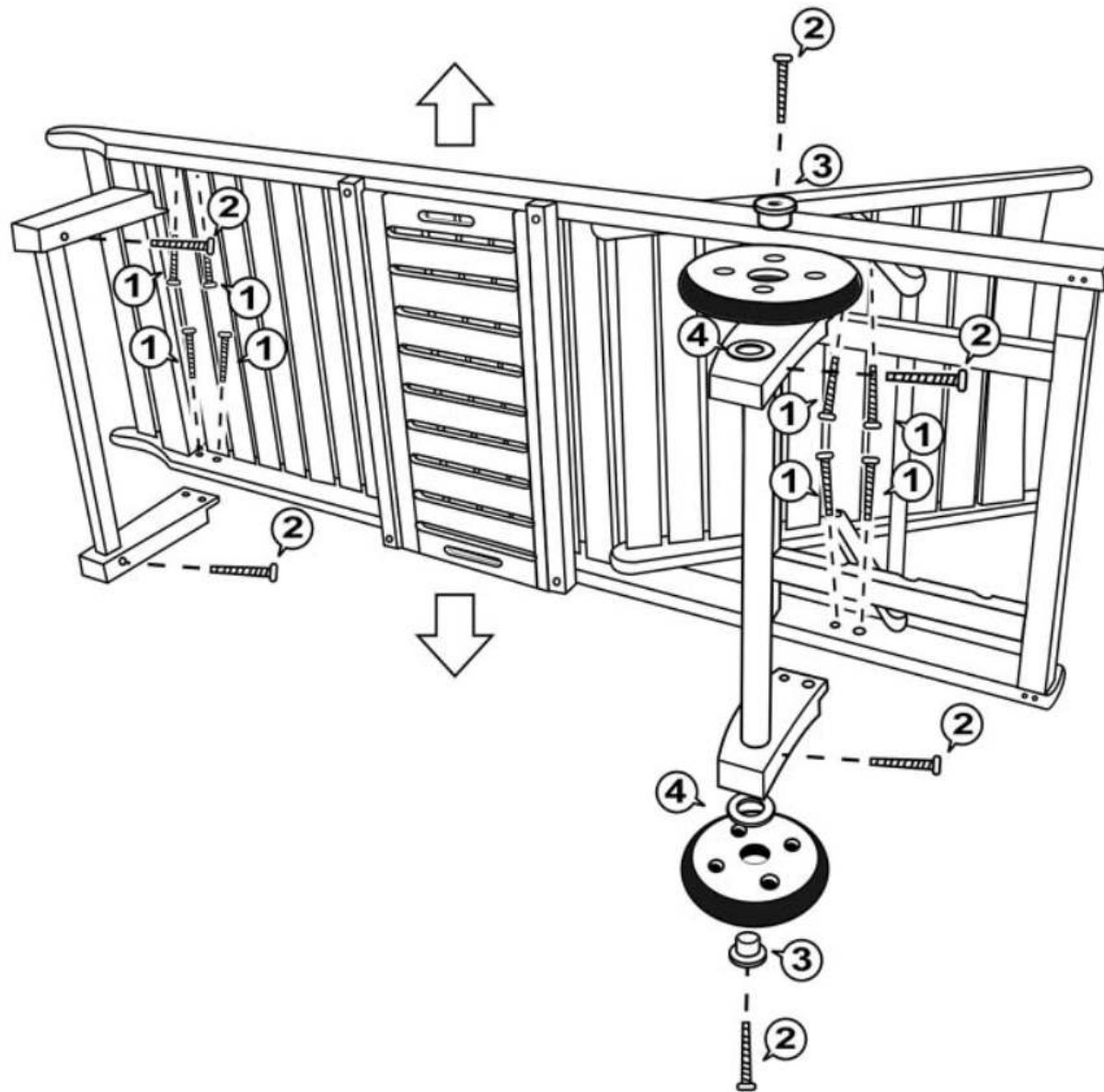








Assembly Instruction

INSTRUCTION DE MONTAGE
MONTAGEANLEITUNG
SAMLEVEJLEDNING



- ① 
F-bolt 3 cm x 8 PCS
SEM201417
- ② 
F-screw 5 cm x 6 PCS
SEM201425
- ③ 
Wheel cap w/ hole, SB x 2 PCS
SEM201214
- ④ 
Washer 31x60x3, GS x 2 PCS
SEM201048
- ⑤ 
Wheel Ø 21 cm, W+R x 2 PCS
SEM201161 - 201108
- ⑥ 
Torx key T30, GS x 1 PCS
SEM201430

Nila Wheelounger